



Z E S T

ASSET MANAGEMENT SICAV

ZEST GLOBAL OPPORTUNITIES

# Disclaimer

---

LFG+ZEST SA is an asset manager based in Lugano and regulated by the Swiss Financial Market Supervisory Authority, FINMA. LFG+ZEST SA performs its financial activities solely in Switzerland, where it holds all the requested authorizations.

ZEST Asset Management SICAV

The document contains information on ZEST Asset Management SICAV, an umbrella fund, created under Luxembourg law, organised as a “société d’investissement à capital variable” under Part I of the Luxembourg 17 December 2010 on undertakings for collective investment, authorised and regulated by the Luxembourg supervisory authority (Commission de Surveillance du Secteur Financier – “CSSF”). Luxembourg Registered number RCS B 130156.

ZEST Asset Management SICAV – Distribution and Registration (Luxembourg, Italy, Spain, and Switzerland)

The sub-funds of the ZEST Asset Management SICAV are registered for public sale in Luxembourg. This specific sub-fund is registered for public sale also in Italy, Spain, and Switzerland. Therefore, the information on the present document is reserved for investors in / from Luxembourg, Italy, Spain, and Switzerland and refers to both qualified and non-qualified investors. The Fund’s prospectus, the Key Information Document (“KID”), its articles of incorporation as well as the most recent financial reports can be downloaded free of charge on <https://www.fundsquare.net/homepage> and on [www.zest-funds.com](http://www.zest-funds.com). Investors have to consider only the information / documents which refer to the country of their domicile. This sub-fund has been registered with Swiss Financial Market Supervisory Authority (FINMA) for distribution in and from Switzerland. Fund Partner Solutions (Suisse) SA, Route des Acacias 60, CH-1211 Geneva 73 has been appointed as Representative Agent and Banque Pictet & Cie SA, Route des Acacias 60, CH-1211 Geneva 73 as Paying Agent. This sub-fund is distributed in Switzerland by LFG+ZEST SA and in the other countries only by the licensed distributors. You might request a list of authorized distributors in each specific countries contacting us at [info@lfgzest.com](mailto:info@lfgzest.com). KIDs are produced and made available to investors, free of charge, translated in the relevant reference language of each country where the sub-fund is registered for sale.

No distribution, no offer, no solicitation, no advice

The information and opinions contained in this document are of purely informative nature and shall in no way constitute an invitation, offer, recommendation, advice or inducement to buy or to sell, to apply for or to subscribe to securities, financial instruments, financial or investment products or services, nor persuasion to effect transaction. The Fund is not liable for this report under any circumstances. This marketing communication is distributed by the Fund or authorised distribution agencies for information purposes only and does not constitute an offer to subscribe for shares of the Fund. Subscriptions of the Fund, an investment fund under Luxembourg law (SICAV), should in any event be made solely on the basis of the current offering prospectus, the KID, the articles of incorporation and the most recent annual or semi-annual report and after seeking the advice of an independent finance, legal, accounting and tax specialist.

No guarantee

Every care has been taken in preparing the content of this document; however, LFG+ZEST SA cannot guarantee that the content is always correct, accurate, complete, reliable or up to date. LFG+ZEST SA is not obliged to correct information that is no longer up to date from this document or to explicitly identify it as such. No liability In no circumstance whatsoever - including negligence - may the Fund, LFG+Zest SA, its directors or any employee be held liable for loss or damage of whatsoever type, whether direct or consequential, deriving from the use of this document.

Information regarding investment risks

Past performance is not a guide to future performance. The performance data does not take into account of the commissions and costs incurred on the issue and redemption of units. The value of investments and any income is not guaranteed and can go down as well as up and may be affected by exchange rate fluctuations. This means that an investor may not get back the amount invested. Index returns assume reinvestment of dividends and capital gains and unlike fund returns do not reflect fees or expenses. Investing in financial products involves risks, including in particular those associated to market fluctuations as well as the inherent risk of every product type. Investments may also be affected by changes to the rules and regulations governing exchange controls or taxation, including withholding tax, or by changes to economic and monetary policies. Future performance is subject to taxation which depends on the personal situation of each investor, and which may change in the future. The possible investment in securities must be independently assessed on the basis of the Prospectus of the financial instrument and the suitability of the financial instrument with the specific characteristics of each investor. For additional information on risks, please read and refer to the KID and Prospectus.

Information regarding costs

Not all the costs are presented in this document; further information can be found in the Prospectus. Also, part of the total costs that are paid by the sub-fund might be represented and paid in a currency other than that of the Member State in which the target investors are residents; so, costs may increase or decrease as a result of currency and exchange rate fluctuations.

Sustainability Factors – Information and Disclosure

For the purposes of Article 7(2) of SFDR, the Management Company confirms in relation to the Company and each Compartment that it does not consider the adverse impacts of investment decisions on sustainability factors at the present time. Sustainability factors are defined by SFDR as environmental, social and employee matters, respect for human rights, anti-corruption and anti-bribery matters. The main reasons for which the Management Company is currently not considering adverse impacts is the absence of clear regulatory guidance, sufficient data and data of a sufficient quality to allow the Management Company to define material metrics for disclosure.

Copyright

Unless otherwise provided, all the content of this document is covered by Copyright. All the rights pertain to LFG+ZEST SA. The material set forth herein is freely accessible for the sole purpose of consultation. Every reproduction of the material, even if only partially, in any form, written and/or electronic, is solely allowed upon prior explicit consent granted by LFG+ZEST SA

More information can be found on [www.lfgzest.com](http://www.lfgzest.com), [www.zest-funds.com](http://www.zest-funds.com) or contacting us at [info@lfgzest.com](mailto:info@lfgzest.com).

You can obtain a summary of investors rights to the following link: <https://www.pictet.com/content/dam/www/documents/legal-and-notes/fundpartner-solutions/fps-summary-of-Investors-rights.pdf.coredownload.pdf>

# The Fund



# Investment Philosophy

---

A global growth allocator with strong participation in expansion phases, integrating since 2023 a quantitative discipline to enhance return quality and process consistency over time.

Global and unconstrained  
allocation

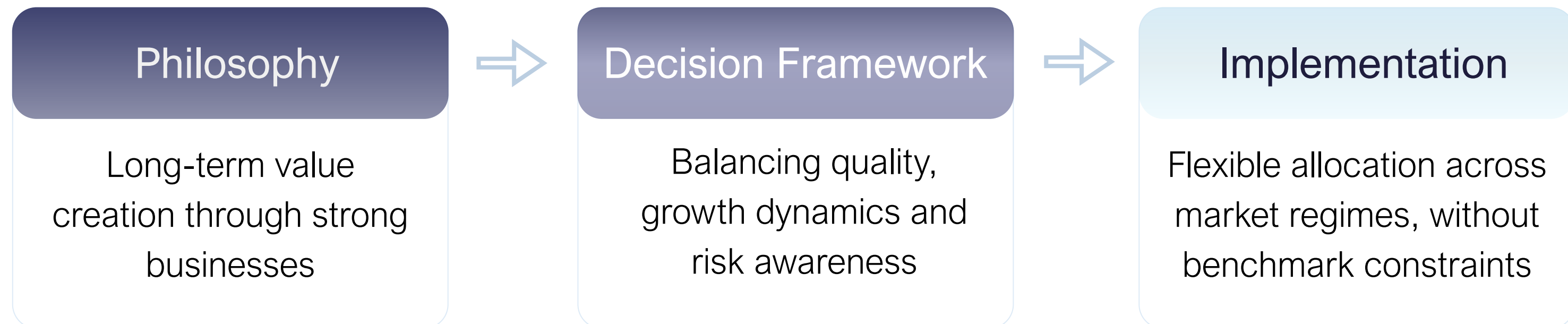
No benchmark, no  
structural asset constraints

Opportunity-driven  
across market cycles


Investing in global markets by seeking innovative and quality companies with a dynamic approach

# From philosophy to portfolio construction

Portfolio outcomes reflect a disciplined and adaptive investment process designed to navigate different market regimes rather than follow a fixed investment style.



# How decisions are made



## QUALITY AND ROIC

High return on invested capital (ROIC) and leadership



## EARNINGS AND MOMENTUM

Profitable growth and long term trends



## VALUATION AND RISK DISCIPLINE

Reasonable valuation at manageable risk levels

# Process Evolution

---

Over more than two decades, the strategy has consistently focused on innovative and high-quality companies, with strong participation in expansion phases across market cycles.

Periods of systemic stress — such as 2008 and 2022 — underscored the importance of reinforcing discipline during extreme valuation compression and regime shifts.

Since 2023, a quantitative matrix has been formally integrated into the investment process.

This framework systematically evaluates valuation, profitability, growth and momentum factors, directly influencing sizing, rotation and allocation decisions.

The objective is not to reduce ambition, but to improve the quality, consistency and efficiency of returns over time — enhancing risk-adjusted performance while preserving the strategy's growth orientation.

# Methodology & Track-Record

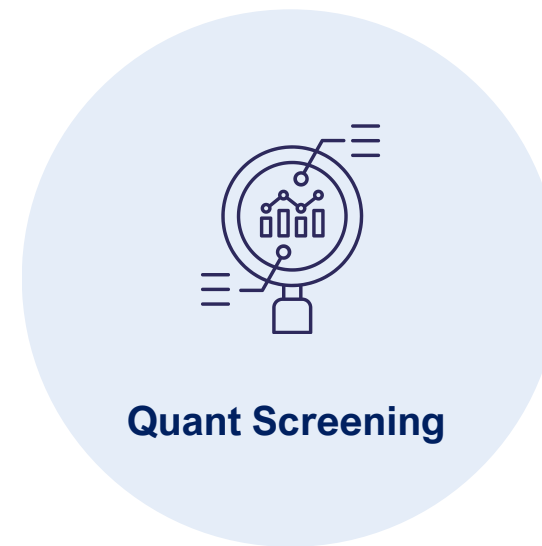
---

# Investment Process Overview

Our investment philosophy is implemented through three complementary engines, each with a distinct role in portfolio construction.



Bottom-up  
Stock picking  
Alpha seeking




Data Driven  
Quant Filtering  
Prop Models



Top-Down  
Macro trends  
Geographies and Sectors

# Active Investing

Active allocation is where conviction translates into alpha

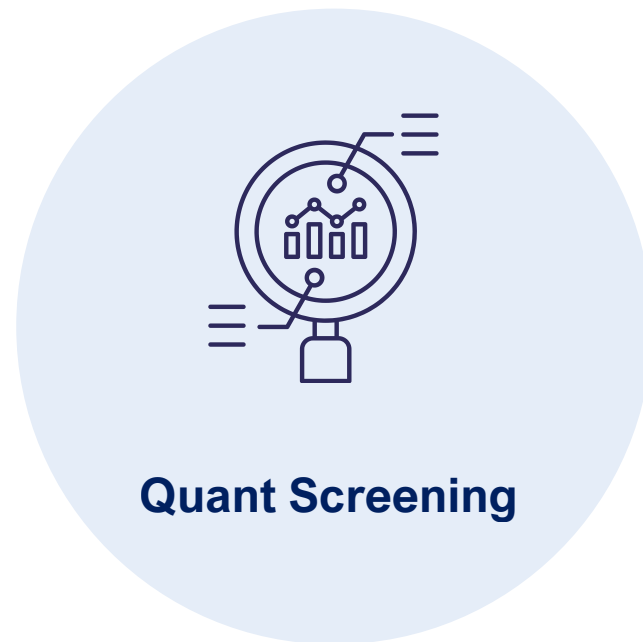


**Active Investing**

- Bottom-up selection of single stocks and bonds
- Fundamental analysis focused on business quality and capital discipline
- Direct interaction with management, analysts and industry experts
- Alpha generation through high-conviction ideas
- Technical analysis to optimize timing and manage execution risk
- Continuous monitoring of liquidity and position-level risk

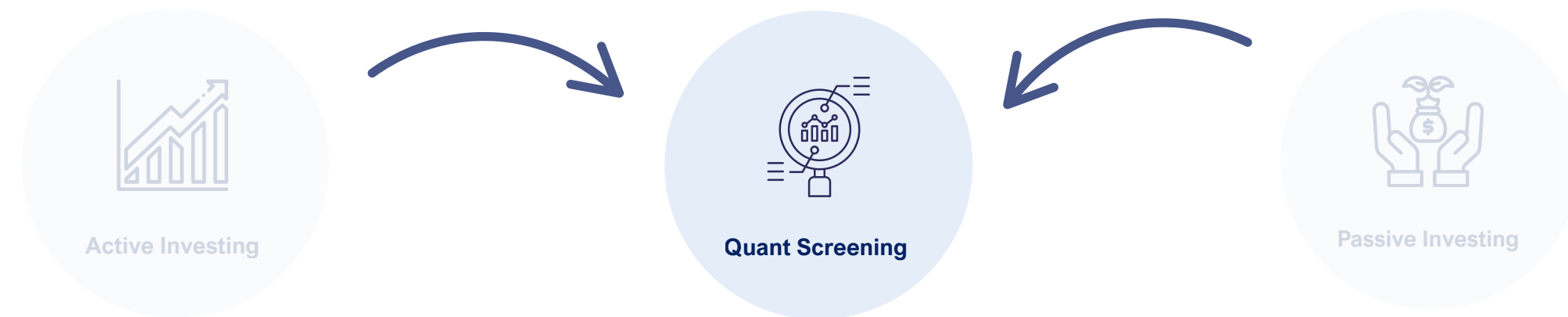
# Quant Screening - Discipline and Objectivity

The Quant screening has been introduced in 2023 to reinforce decision discipline and enhance consistency in portfolio construction.



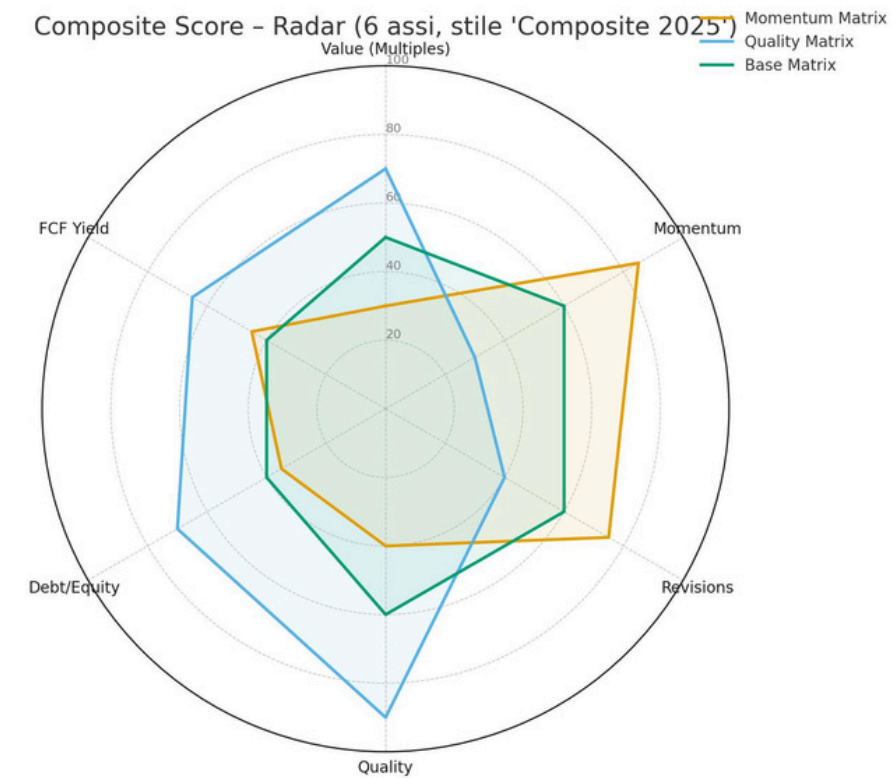
- Systematic screening across valuation, profitability, growth and momentum
- Objective ranking of companies within the investable universe
- Early detection of changes in fundamentals and market trends
- Support tool, not a standalone investment engine
- Consistency and discipline across market cycles

# Quant screening in action



Our Quant-screening framework applies established factors to evaluate investments and the portfolio as a whole, supporting selection, rotation and rebalancing decisions.

Composite factor model combining valuation, quality, growth and momentum indicators.



# Passive Investing

Passive allocation expresses broader macro views



- Top-down allocation across geographies, sectors and themes
- Efficient market exposure through ETFs and liquid instruments
- Rapid portfolio adjustments to changing market conditions
- Risk and volatility management at portfolio level
- Capital deployment without single-stock risk when conviction is macro-driven

# From process to results

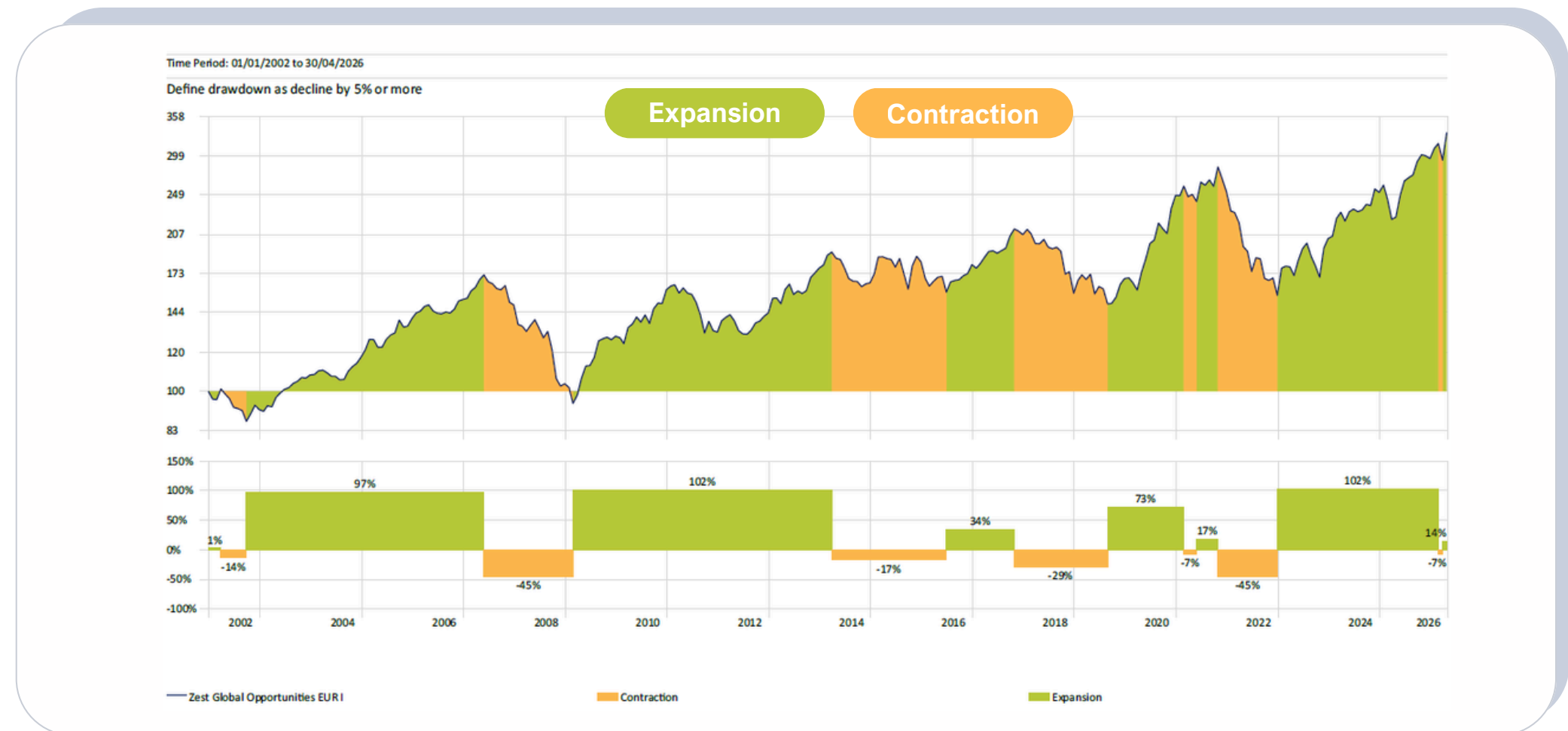


# Track-record

*Over more than two decades, the fund has demonstrated resilience and consistency through changing market cycles.*

While short-term volatility has naturally emerged, each expansion phase has consistently outweighed periods of contraction, leading to a pattern of sustained long-term appreciation.

This track record reflects not only the fund’s adaptability but also the disciplined approach behind its allocation process — focused on capturing growth while preserving stability across different market regimes.



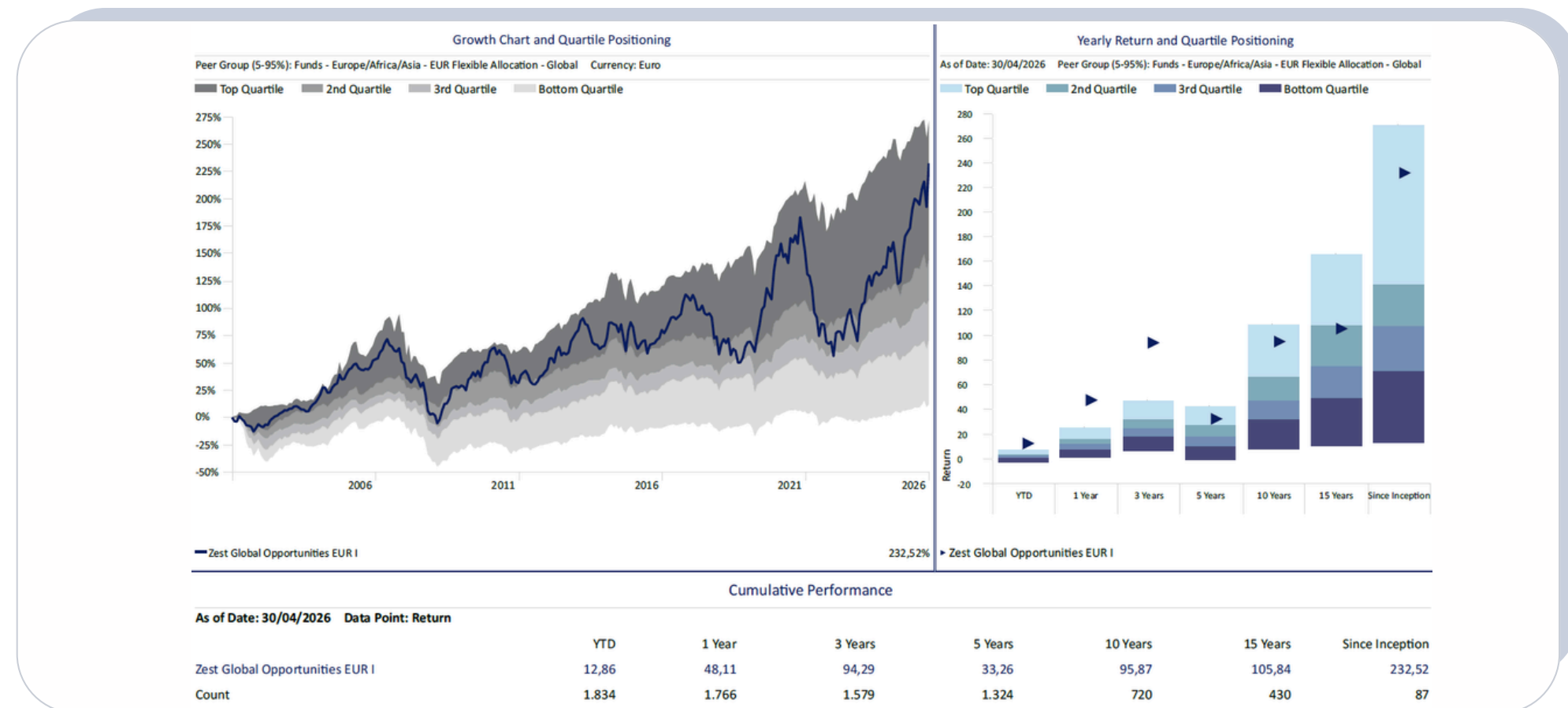
A drawdown is a peak-to-trough decline during a specific period for an investment, trading account, or fund. A drawdown is usually quoted as the percentage between the peak and the subsequent trough. Here, we used monthly 5% PERFORMANCE DISCLAIMER: Past performance is not a guide to future performance. The performance data does not take into account of the commissions and costs incurred on the issue and redemption of units. The value of investments and any income is not guaranteed and can go down as well as up and may be affected by exchange rate fluctuations. This means that an investor may not get back the amount invested. Index returns assume reinvestment of dividends and capital gains and unlike fund returns do not reflect fees or expenses. You can find full information on RISKS in the Disclaimer at page 2 and within the Offering Documentation of the Fund.

# Track-record

*Over more than two decades, the fund has demonstrated resilience and consistency through changing market cycles.*

When the fund was launched, the reference universe counted 91 comparable strategies; today it exceeds 1,800, yet the fund has preserved a clear, consistent trajectory of performance — confirming its ability to adapt.

This combination of longevity, resilience, and clarity of positioning underscores the strength of a process that has proven effective across different market environments.



A drawdown is a peak-to-trough decline during a specific period for an investment, trading account, or fund. A drawdown is usually quoted as the percentage between the peak and the subsequent trough. Here, we used monthly 5% PERFORMANCE DISCLAIMER: Past performance is not a guide to future performance. The performance data does not take into account of the commissions and costs incurred on the issue and redemption of units. The value of investments and any income is not guaranteed and can go down as well as up and may be affected by exchange rate fluctuations. this means that an investor may not get back the amount invested. Index returns assume reinvestment of dividends and capital gains and unlike fund returns do not reflect fees or expenses. You can find full information on RISKS in the Disclaimer at page 2 and within the Offering Documentation of the Fund.

# Independent awards and rankings

Awards and rankings reflecting consistency across different market environments



# Target Investor

*Is this fund right for you?*



- Long-term growth-oriented investors seeking capital appreciation over market cycles
- Comfortable with variable volatility, aligned with an active and flexible allocation
- Core growth allocation within a diversified portfolio
- Not designed for capital preservation-focused mandates

For a more detailed overview of portfolio analytics and holdings statistics, please refer to the monthly factsheets available on the fund page at <http://www.zest-funds.com>.

# Manager and Structure



# The Fund Manager



Citywire is an international financial provider dedicated to asset and wealth management. Established in 1999, the platform offers data on over 18,000 active portfolio managers, 25 editions in 5 languages, and a community of approximately 90,000 professional investors. The Citywire rating is assigned to the manager based on quantitative analysis of risk-adjusted performance over various time horizons.

Marco joined Zest in May 2019 as the Fund Manager of the Global Opportunities sub-fund, which was subsequently merged into the Zest Asset Management SICAV. Previously, he worked at Zenit SGR, where he was a member of the Investment Committee and, in 2001, created and managed the Multistrategy Private Banking line, which later evolved into the Global Opportunities sub-fund. This sub-fund, which Marco managed since its inception, was launched by Zenit Multi Strategy Sicav, where he served as Chairman of the Board of Directors for 14 years.

In 1996, he became a Portfolio Manager at PFM SIM SpA, after holding the same role at Fiduciaria Duomo starting in 1993. His experience in the asset management sector began in 1986 as a Remisier at the associated stockbrokers firm of the Milan Stock Exchange Leonzio, Belloni, Combi, Piva, and Romersa.

Marco collaborated with Clarion Finanz AG in Zurich in the evaluation and financing of projects in the Energy, Biotechnology, and Natural Resources sectors. Until 2004, he served as Director and Head of the Finance Department of M+RZP, now known as Marazzi & Associati.

He holds a degree in Business Economics from Ca' Foscari University of Venice. Marco was born in Padua in 1964.

# Term Sheet

Name of the Scheme	Zest Asset Management UCITS SICAV (Luxembourg)
Name of the sub-fund	Zest Global Opportunities Fund
Management Company & Fund Admin	Fund Partner Solutions SA (Pictet Group)
Custodian Bank	Pictet & Cie (Europe) SA
Investment Manager	LFG+ZEST SA (Switzerland)
Fund Mission	Capital appreciation
Bloomberg Category	Category: Allocation - Strategy: Global Allocation
Morningstar Category	EAA Fund EUR Flexible Allocation - Global
NAV Calculation, Subscriptions and Redemptions	Daily frequency

	I EUR	P EUR	P USD
<b>ISIN</b>	<b>LU0280697748</b>	<b>LU0280698043</b>	<b>LU3153007383</b>
<b>Management Fee</b>	1,15%	1,15%	1,15%
<b>Performance Fee (Abs. HWM)</b>	20,00%	20,00%	20,00%
<b>Min. Investment (share class ccy)</b>	250.000	5.000	5.000
<b>Subscription / Redemption Fees</b>	0% / 0%	0% / 0%	0% / 0%
<b>On-going charges</b>	1,93%	2,82%	-

# Fund Structure

**Luxembourg UCITS V SICAV:** the Zest Global Opportunities Fund is a sub-fund under the Zest Asset Management SICAV, a multi-compartment scheme established in Luxembourg in 2007



**Custodian Bank Bank:** Pictet & Cie (Europe) S.A. succursale de Lux Management Company and Fund Admin: Fund Partner Solutions (Pictet Group), Lux



**Investment Manager:** LFG+Zest SA, part of one of the largest wealth management groups in Switzerland, and acts as Investment Manager for the Zest AM SICAV and its sub-funds



**Prime Brokers**

Morgan Stanley



**Distribution Countries**



# Distribution Network



DISTRIBUTORS INSTITUTIONAL UNDER ALL-FUNDS\*

CFO SIM SPA [www.cfosim.com](http://www.cfosim.com)  
 GIOTTO SIM SPA [www.giottocellinosim.it](http://www.giottocellinosim.it)  
 SOLUTION BANK SPA <https://solution.bank/>

LA CASSA DI RAVENNA SPA [www.lacassa.com](http://www.lacassa.com)  
 BANCA REALE SPA [www.bancareale.it](http://www.bancareale.it)

This strategy will actually face only one risk: the US default




ONLINE SIM [www.onlinesim.it](http://www.onlinesim.it)  
 ERSEL SPA [www.ersel.it](http://www.ersel.it)

SUB-DISTRIBUTORS RETAIL UNDER ALL-FUNDS\*

BANCO DI SARDEGNA SPA [www.bancosardegna.it](http://www.bancosardegna.it)  
 LA CASSA DI RAVENNA SPA [www.lacassa.com](http://www.lacassa.com)  
 BANCA DI IMOLA SPA [www.bancadiimola.it](http://www.bancadiimola.it)  
 BANCO DI LUCCA E DEL TIRRENO [www.bancodilucca.it](http://www.bancodilucca.it)

BPER BANCA SPA [www.bper.it](http://www.bper.it)  
 SÜDTIROL BANK SPA [www.suedtirolbank.eu](http://www.suedtirolbank.eu)  
 BANCA CESARE PONTI SPA [www.gruppocarige.it](http://www.gruppocarige.it)  
 INNOVAZIONE FINANZIARIA SIM SPA [www.fondionline.it](http://www.fondionline.it)

BANCA CAMBIANO 1884 SPA [www.bancacambiano.it](http://www.bancacambiano.it)  
 EFG BANK LUXEMBOURG (ITA) <https://it.efgbank.com>  
 BANCA DI PIACENZA SPA [www.bancadipiacenza.it](http://www.bancadipiacenza.it)

SUB-DISTRIBUTORS ONLINE SIM

BANCA LEONARDO S.P.A.  
[www.bancaleonardo.com](http://www.bancaleonardo.com)



\* Please, contact us for the complete list of counterparties that have agreement with AllFunds Bank SA in relation to the Distribution of the Zest Asset Management SICAV,

# The Fund in a nutshell



*A long-term global growth strategy combining fundamental conviction with quantitative discipline to capture expansion phases while maintaining process consistency across cycles.*



LFG+ZEST SA  
Via F.Pelli 3, Lugano 6900

LFG+ZEST SA  
Talstrasse 65, Zurigo 8001

info@lfgzest.com  
www.lfgzest.com